

Commercial Credit Report Plus - TestCase Company, Inc


Ordered: 12/10/2015 3:38:35 PM

Search Inquiry: TestCase/Allamuchy/NJ

¹ Experian data for: TestCase Company, Inc, Route 517, ALLAMUCHY, NJ 07820 (Experian File # 700541684)
⁴ D&B data for: TestCase Company, Inc, Route 517, ALLAMUCHY, NJ 07820 (DUNS # 120856921)

Commercial Credit Report Score for TestCase Company, Inc

Credit Logic Score: 89




High Risk Low Risk

Key Score Factors (sources used: Experian, D&B):

- YEARS IN BUSINESS.
- CURRENT MONTH DBT 5 OR LESS.


Unsecured Trade Credit Limit Recommendation



Conservative Aggressive
 \$1,800 \$10,591

Percent current prior 6 months:

Experian: 100%




0% 100%

Minimal Change
 Compared to prior 24 months (100.0%)

Experian
 Current Days Beyond Terms
0

Percent current prior 6 months:

Ansonia: 75.7%




0% 100%

Minimal Change
 Compared to prior 12 months (77.6%)

Ansonia
 Current Days Beyond Terms
0

Data Depth Score*

5



Shallow Deep

Data Depth Score is based on:

- Years in business
- Number of trade lines
- Number of bureaus pulled

* Indicates the volume of predictive data available on a company. Scale of 0-9 where 9 indicates greatest level of predictive data.







Business Failure Assessment*: Average

Assessment is based on a combination of the Credit Logic Score and Data Depth Score.

* Quick assessment of default combining the Credit Logic Score with the Data Depth Score to assess the probability of default in 12 months.


Fraud Flags

Address Info for: TestCase Company, Inc, Route 517 , Allamuchy, NJ 07820 (Ph: 888.555.1111)

-  Address zone: Unknown
-  Company name & address do not match
-  Phone: land line
-  Phone & address do not match
-  Phone & company do not match
-  Corporate registration information available

Balance To High Credit Ratio (Data Source: Experian)

Balance To High Credit Ratio (Prior 6 Months): 4%



Additional Company Background Information

Key Personnel

Principal(s): **William E. Spree** , CHAIRMAN

Year Founded 1969

Years In Business: 46

Business Type: Corporation

Primary SIC Code: GENERAL AUTOMOTIVE REPAIR - 7583

Secondary SIC Code: MOTOR VEHICLE SUPPLIES & NEW PARTS - 5013

Additional SIC Codes: 2741

Secretary of State SOS or Corporate Registration

Details may include state of incorporation, incorporation date, charter number, current status, most recent filing date, and name and address of the registered agent.

THE FOLLOWING INFORMATION WAS PROVIDED BY THE STATE OF NEW YORK

State of Origin: NY

Date of Incorporation: 12:00:00 AM

Current Status: Active

Business Type: Partnership - Profit

Charter Number: 2451258

Company Information (data source: Dun and Bradstreet⁴)

Consolidated Information Services (inc)

Physical Address:
Old Allamuchy Road
ROUTE 517
Allamuchy, NJ 07820
USA

D-U-N-S®: 12-085-6921
Location type: Headquarters
Phone: (888) 555-1111

Mailing Address:
145 Old Allamuchy Road
Allamuchy, NJ 07820-0190
USA

[Click here to view on Google Maps](#)

Dun and Bradstreet Company Overview

Year Started: 1946

Annual Sales: \$ 2,342,000
 Employee total: 14 (includes executives)

Management

CEO: William E Spree, Chairman

Executive(s): Stacy Smith, President
 Richard Barte
 Emily Thomson

Supplemental Data

Other trade names (DBA/AKA): Testing Company
 Line of business: General Automotive Repair
 Legal Status: Corporation
 Subsidiary Status: Not a subsidiary
 National/Tax Id: 23-1234567
 SIC: 7583 General Automotive Repair
 Import/Export status: Not available or none

Corporate Linkage

Linkage occurs when one business has financial and legal responsibility for another. Common linkage identifiers are used to identify these relationships. Corporate Linkage enables businesses to make better decisions through the identification of relationships within a corporate family.

Ultimate Parent — top-most responsible member of the family tree.

Immediate Parent - Parent refers to a business with a subsidiary. The Immediate Parent is the parent company for the business that is the subject of the profile.

No corporate linkage information was found after an extensive search.

6-Month DBT Trends

No monthly history found.

Quarterly DBT Trends (previous 5 quarters)

No quarterly history found.

Trade Payments

Trade Payment Experiences (Trade lines with an (*) after date are newly reported)						Account Status Days Beyond Terms				
Business Category	Date Reported	Payment Terms	Recent High Credit	Balance	Cur	1-30	31-60	61-90	90+	Comments
BANK CARD	12/2015	REVOLVE	\$11,900	\$200	100%					
EQUIP LEAS	12/2015	CONTRCT	\$2,800	\$400	100%					
OFFC SUPPL	11/2015	CREDIT	\$2,400	<\$100	100%					
CELLUL/PAG	03/2014	NET 30	\$0	\$0						
FORD MOTOR CO	07/2013	NET 30	\$75,100	\$51,300	100%					CUST 19 YR

Trade Payment Totals

Trade Payment Experiences					Account Status Days Beyond Terms				
Type	Lines Reported	Recent High Credit	Balance	Cur	1-30	31-60	61-90	90+	Comments
Trade Lines Totals (last 12 months)	3	\$11,900	\$700	100%					
Trade Lines Totals	5	\$75,100	\$52,000	100%					

Credit Rating and Risk Score (data source: Ansonia Credit Data⁵)

RATING: 66K-34

Risk Score: 80

The rating is the average monthly balance and average Days Beyond Terms for the rating period. 24K-32 represents an average monthly balance of \$24,000 with an average Days Beyond Terms of 32 days.

Low Risk > 87
Medium Risk 70 - 87
High Risk < 70

Additional Industry Trade Payment Data By Month (data source: Ansonia Credit Data⁵)

* Months with \$0 balance are not shown.

Trade Payment Experiences				Account Status Days Beyond Terms				
Date Reported	Companies Reporting	Balance	Cur	1-30	31-60	61-90	90+	Days To Pay
12/2015	1	\$12,053	100%					30
11/2015	3	\$19,566	93%		4%	3%		32
10/2015	2	\$36,452	91%	2%	6%			33
09/2015	2	\$60,351	12%	88%				44
08/2015	3	\$96,431	61%	39%				36
07/2015	2	\$168,038	100%					30
06/2015	2	\$16,731	63%	37%				36
05/2015	1	\$23,590	90%	10%				31
04/2015	1	\$15,590	95%		5%			32
03/2015	1	\$10,858	93%	7%				31
02/2015	1	\$10,398	78%	22%				33
01/2015	1	\$12,221	100%					30
12/2014	2	\$4,450	100%					24
11/2014	1	\$13,374	93%	7%				31
10/2014	1	\$15,481	92%	8%				31
09/2014	1	\$12,543	72%	28%				35
08/2014	1	\$14,652	100%					30
07/2014	2	\$12,969	83%	13%	4%			34
06/2014	1	\$2,821	83%	17%				33
05/2014	1	\$7,262	31%	69%				40
04/2014	1	\$11,053	100%					30
03/2014	1	\$12,799	44%	56%				38
02/2014	1	\$9,018	100%					30
01/2014	1	\$6,726	73%	27%				34
12/2013	1	\$11,536	96%	4%				31

Additional Industry Trade Payment Data By Sector (data source: Ansonia Credit Data⁵)

Trade Payment Experiences				Account Status Days Beyond Terms				
---------------------------	--	--	--	-------------------------------------	--	--	--	--

Industry Sector	Date Reported	Companies Reporting	Balance	Cur	1-30	31-60	61-90	90+	Days To Pay
THIRD PARTY LOGISTICS	11/2015	2	\$15,730	100%					28
THIRD PARTY LOGISTICS	10/2015	1	\$8,102	100%					30
THIRD PARTY LOGISTICS	09/2015	1	\$5,525	100%					30
THIRD PARTY LOGISTICS	08/2015	2	\$3,207	100%					25
THIRD PARTY LOGISTICS	07/2015	1	\$2,375	100%					30
THIRD PARTY LOGISTICS	06/2015	2	\$16,731	63%	37%				36
THIRD PARTY LOGISTICS	05/2015	1	\$23,590	90%	10%				31
THIRD PARTY LOGISTICS	04/2015	1	\$15,590	95%		5%			32
THIRD PARTY LOGISTICS	03/2015	1	\$10,858	93%	7%				31
THIRD PARTY LOGISTICS	02/2015	1	\$10,398	78%	22%				33
THIRD PARTY LOGISTICS	01/2015	1	\$12,221	100%					30
THIRD PARTY LOGISTICS	12/2014	2	\$4,450	100%					24
THIRD PARTY LOGISTICS	11/2014	1	\$13,374	93%	7%				31
THIRD PARTY LOGISTICS	10/2014	1	\$15,481	92%	8%				31
THIRD PARTY LOGISTICS	09/2014	1	\$12,543	72%	28%				35
THIRD PARTY LOGISTICS	08/2014	1	\$14,652	100%					30
THIRD PARTY LOGISTICS	07/2014	2	\$12,969	83%	13%	4%			34
THIRD PARTY LOGISTICS	06/2014	1	\$2,821	83%	17%				33
THIRD PARTY LOGISTICS	05/2014	1	\$7,262	31%	69%				40
THIRD PARTY LOGISTICS	04/2014	1	\$11,053	100%					30
THIRD PARTY LOGISTICS	03/2014	1	\$12,799	44%	56%				38
THIRD PARTY LOGISTICS	02/2014	1	\$9,018	100%					30
THIRD PARTY LOGISTICS	01/2014	1	\$6,726	73%	27%				34
THIRD PARTY LOGISTICS	12/2013	1	\$11,536	96%	4%				31
BUILDING MATERIALS WHOLESALERS	12/2015	1	\$12,053	100%					30
BUILDING MATERIALS WHOLESALERS	11/2015	1	\$3,836	64%		21%	15%		50
BUILDING MATERIALS WHOLESALERS	10/2015	1	\$28,350	89%	3%	8%			34
BUILDING MATERIALS WHOLESALERS	09/2015	1	\$54,826	3%	97%				45
BUILDING MATERIALS WHOLESALERS	08/2015	1	\$93,224	59%	41%				36
BUILDING MATERIALS WHOLESALERS	07/2015	1	\$165,663	100%					30

Collection Filings

No collection information was found after an extensive search of commercial collection agencies.

Bankruptcies

No bankruptcy information was found after an extensive search of public record data.

Tax Liens

No tax liens were found after an extensive search of public record data.

Judgments

No judgment or attachment liens were found after an extensive search of public record data.

UCC Filings

There are 3 UCC filings for this company.

Date Filed: 03/05/2008

Document Number: 02634567

Status: CONTINUED

Filing Location: SEC OF STATE NJ

Secured Party:

Collateral: EQUIP, FURN & FIX, INVENTORY, UNDEFINED

Date Filed: 03/01/2007

Document Number: 02634567

Status: ASSIGNED

Filing Location: SEC OF STATE NJ

Secured Party:

Collateral: EQUIP, FURN & FIX, INVENTORY, UNDEFINED

Date Filed: 03/18/2003

Document Number: 02634567

Status: CONTINUED

Filing Location: SEC OF STATE NJ

Secured Party:

Collateral: EQUIP, FURN & FIX, INVENTORY, UNDEFINED

¹ The information herein is furnished in confidence for your exclusive use for legitimate business purposes and shall not be reproduced. Neither Experian Inc. nor its sources or distributors warrant such information nor shall they be liable for your use or reliance upon it.

⁴ The information herein is furnished in confidence for your exclusive use for legitimate business purposes and shall not be reproduced. Neither Dun and Bradstreet Inc. nor its sources or distributors warrant such information nor shall they be liable for your use or reliance upon it.

⁵ The information herein is furnished in confidence for your exclusive use for legitimate business purposes and shall not be reproduced. Neither Ansonia Credit Data nor its sources or distributors warrant such information nor shall they be liable for your use or reliance upon it.

End of Report