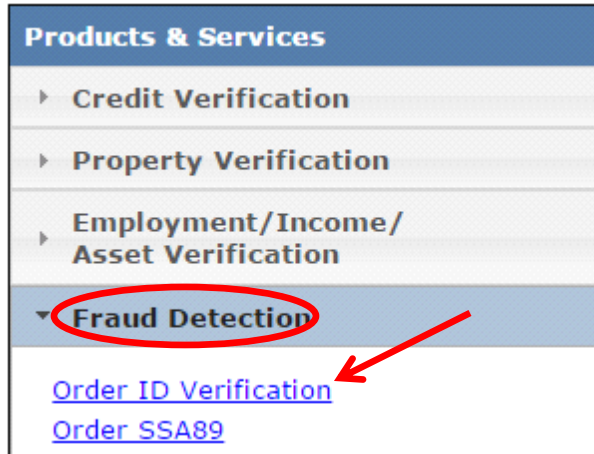


How to order InstantID from CIS (standalone)

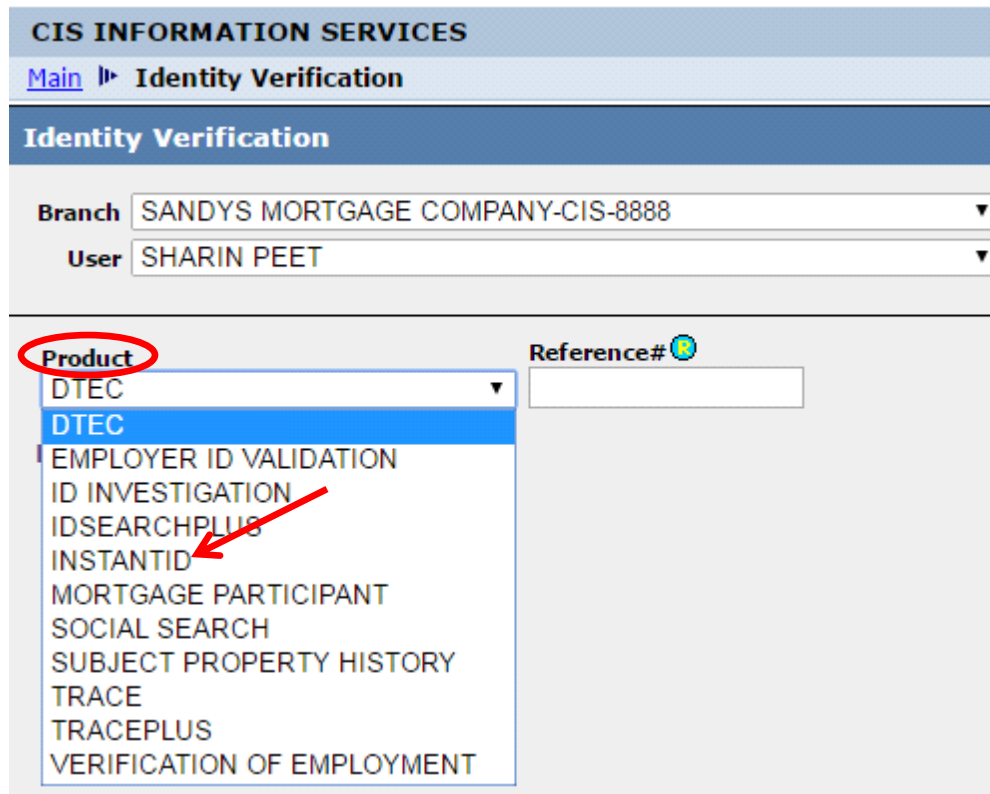
InstantID can be included with every credit report pull, requiring no additional ordering steps! Contact your CIS account representative to enable this feature.

Instructions to request InstantID separately, as a standalone product follow.

From the main screen in the CIS ordering platform, expand the **Fraud Detection** category under Products & Services, then select **ID Verification**:



On the Identity Verification screen (below), **expand the drop-down menu under Product**. Drop-down selections will vary based on different products activated for the account. **Select InstantID** from the drop-down menu:



Populate all required fields, marked with the green circle. Double-check your entries to ensure accuracy and completeness. Then, click **Order**:

CIS INFORMATION SERVICES File # Go [Main](#)

[Main](#) » Identity Verification

Identity Verification

Branch: SANDYS MORTGAGE COMPANY-CIS-8888
User: SHARIN PEET Cancel

Product: INSTANTID Reference#: atestcase


BORROWER INFORMATION

First Name: Abby Middle Name: Catherine Last Name: Testcase Suffix: SSN: 000-00-0014 DOB: 04/18/1948 Home Phone: (908)813-8555

CURRENT ADDRESS

Num: 918 Dir: D Street Type: Apt #: Street Name: ANTHILL State: MO Zip: 65488

Options
 Pay by credit card
Order



After your order processes, select **View Report**:

CIS INFORMATION SERVICES

[Main](#) » Identity Verification Order Info

Identity Verification Order Info

File #:	41334	View Report
Status:	Completed	
Reference #:	atestcase	
Product:	INSTANTID	
Date:	9/28/2016 12:05:47 PM	
Borrower:	Abby Testcase	
Borrower SSN:	*****0014	
Current Address:	918 D STREET ANTHILL, MO 65488	
Price:	\$0.00	

[Return](#)

